

User Manual

1. Open Tripura State portal by entering url: <https://tripura.gov.in/>
2. Then click on **Prati Ghare Susashan** tab on menu bar.

tripura.gov.in

Skip to main Content | Screen Reader Access

Search

Tripura State Portal
Official Portal of Govt. of Tripura

75 Azadi Ka Amrit Mahotsav

Home About Online Services Departments Govt. Organization Districts Galleries Documents Public Grievance Portal **Prati Ghare Sushason**

STARTUP TRIPURA

DIRECTORATE OF INFORMATION TECHNOLOGY
GOVERNMENT OF TRIPURA

my GOV

**Inauguration of
TRIPURA START-UP WEEK**

by
PROF. (DR.) MANIK SAHA
Hon'ble Chief Minister of Tripura

REGISTER HERE

Oct 19, 2022 at 11:00 AM
Rabindra Bhawan, Hall No. 1

Startup Tripura: Nourishing young talents of Tripura

Governor Chief Minister CM HELPLINE: 1905 | Police : 100 | Fire Service : 101 | Ambulance : 102 | Chil

3. Then you will redirect to **Prati Ghore Susashan** Website.

Welcome to PRATI GHARE SUSHASON

tripura.gov.in/pratigharesushason/node

Select Language

HOME PAGE ABOUT DEPARTMENTS SCHEMES SERVICES REPORTS GALLERIES DEVELOPMENT ACTIVITIES DOWNLOADS

प्रति घरे सुशासन

Request to participate in this development campaign by dialing **1905** to record your valuable suggestion.

4. Then go to bottom of the page and click on CMS Login

TANT LINKS

Tripura State Portal

india.gov.in
national portal of india

Tripura State Portal

ir na

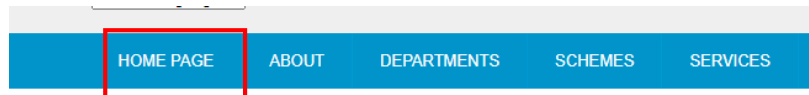
© 2022 PRATI GHARE SUSHASON. All Rights Reserved. You are visitor no: 5185 | Last updated on: 19-Oct-2022 **CMS Login**

5. Enter User Name and Password Provided to you.

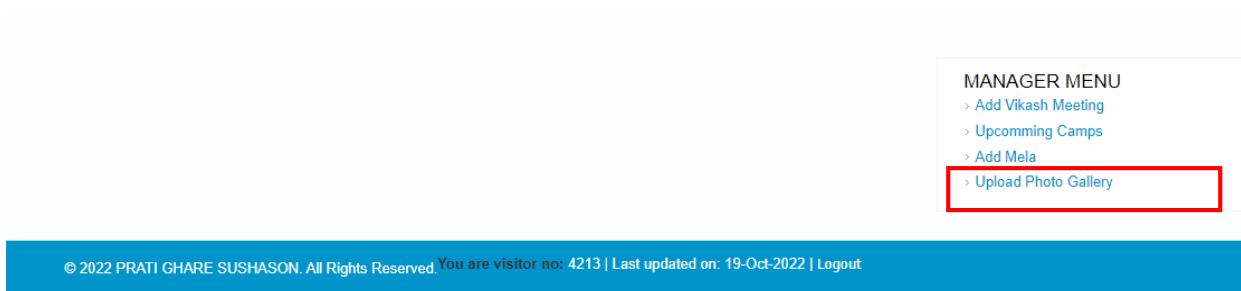
The login form contains the following elements:

- Username ***: A text input field with the instruction "Enter your PRATI GHARE SUSHASON username." below it.
- Password ***: A text input field with the instruction "Enter the password that accompanies your username." below it.
- CAPTCHA**: A section with the text "This question is for testing whether or not you are a human visitor and to prevent automated spam submissions." and a "Math question *" of "5 + 6 = ". Below the question is the instruction "Solve this simple math problem and enter the result. E.g. for 1+3, enter 4."
- Log in**: A button at the bottom of the form.

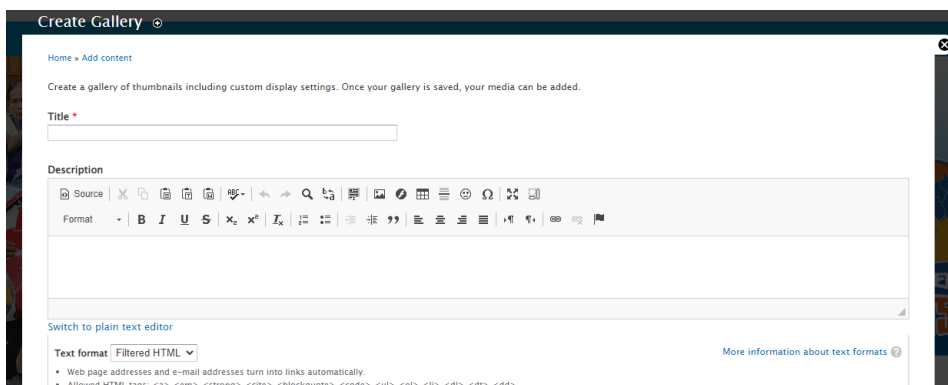
6. After Successful Login Click on Home Page Tab on Menu Button



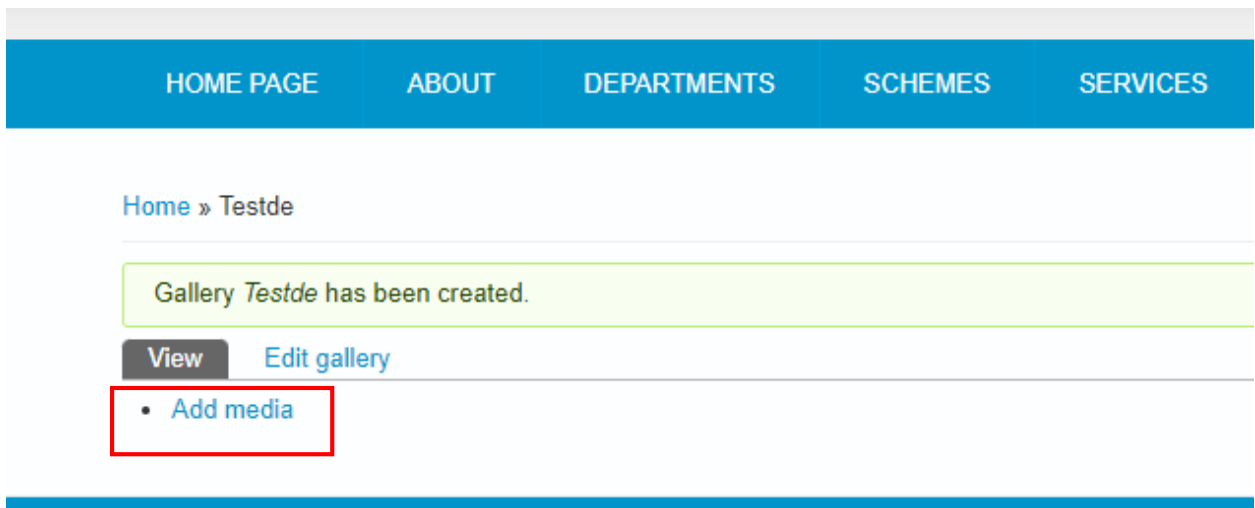
7. At the bottom of the Page You will find **Manager Menu** with an option **Upload Photo Gallery**.



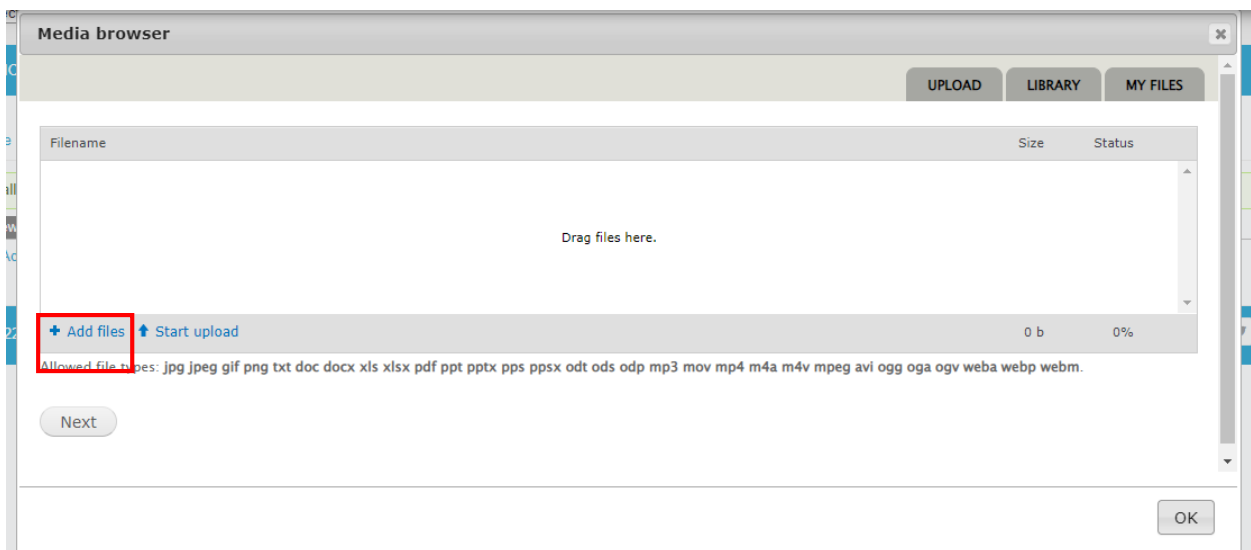
8. You will redirect to create gallery page.



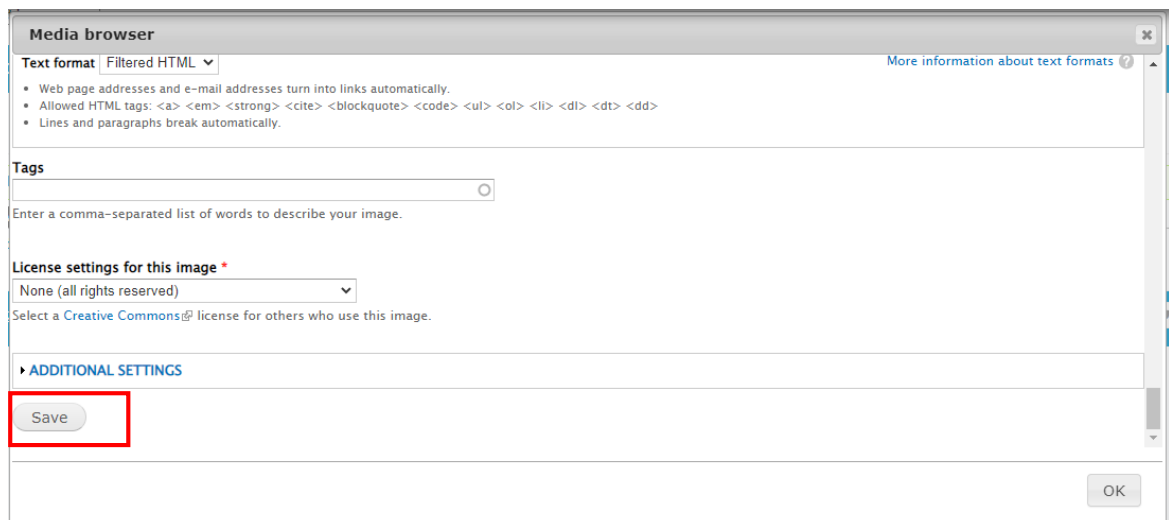
9. Then Enter title and then at the bottom **save**.



10. Click on Add Media to upload in Gallery.



11. Now click on add file then click on start upload then click next.



12. Click On Save

Home » Testde

View

Edit gallery

Edit media

• Add media



13. Your Photo Gallery Will Appear like above.

14. By click on gallery menu you will see all the galleries created. At the bottom of the page on pagination click on **last** button.



Vikas Meeting Gournagar R.D Block , K...
7 images



Karbook Blocks
3 images



North Tripura - 2nd District level Vikas ...
7 images

> 1 > 2 > 3 > 4 > 5 > 6 > 7 > 8 > 9 > next > **last** >

15. You will find the gallery Album folder what is created.



Khowal District: Camp by ARDD Khowal
2 images

< first < previous > 1 > 2 > 3 > 4 > 5 > 6 > 7 > 8 > 9